



Get more and do more with Prime Stone XXL

Engineered stone
for benchtops

Prime
Stone **XXL**

PrimePanels^{NZ}

Prime Stone offers significant advantages over granite or marble options with its superior ability to resist stains and bacteria and ease of care. Proven to perform, you can be confident that Prime Stone XXL will stand the test of time.



**10 Year
Warranty**



**Easy to
Clean**



**Hygienic
Surface**

Prime Stone is part of Prime Panels, a leader in New Zealand interior decorative surfaces.

PrimePanels^{NZ}

**New Zealand
Panels^{GROUP}**

A graphic consisting of several overlapping squares of different sizes and orientations, creating a layered, geometric effect.

Prime Stone XXL

Prime Stone XXL sets the benchmark for affordability and economic cutting with a slab that is 250mm wider than Prime Stone's existing jumbo slab.

Prime Stone XXL slab size measures 3200mm x 1850mm.

- Four colour options – all with an easy care polished finish.
- Same price across all colours.
- Available in 20mm or 30mm thickness.
- Backed by a 10 year warranty and local support.
- Designed to inspire. Engineered to perform.



Coronet Peak

Polished


Porters Pass

Polished



Treble Cone

Polished

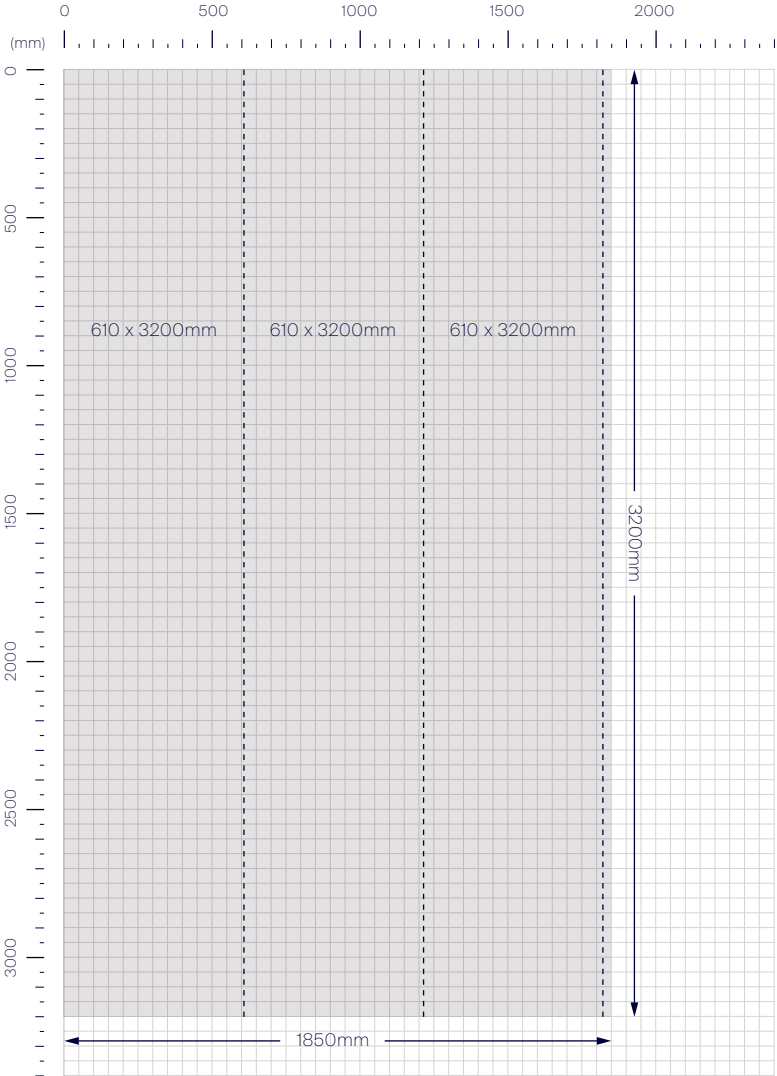


Turoa

Polished

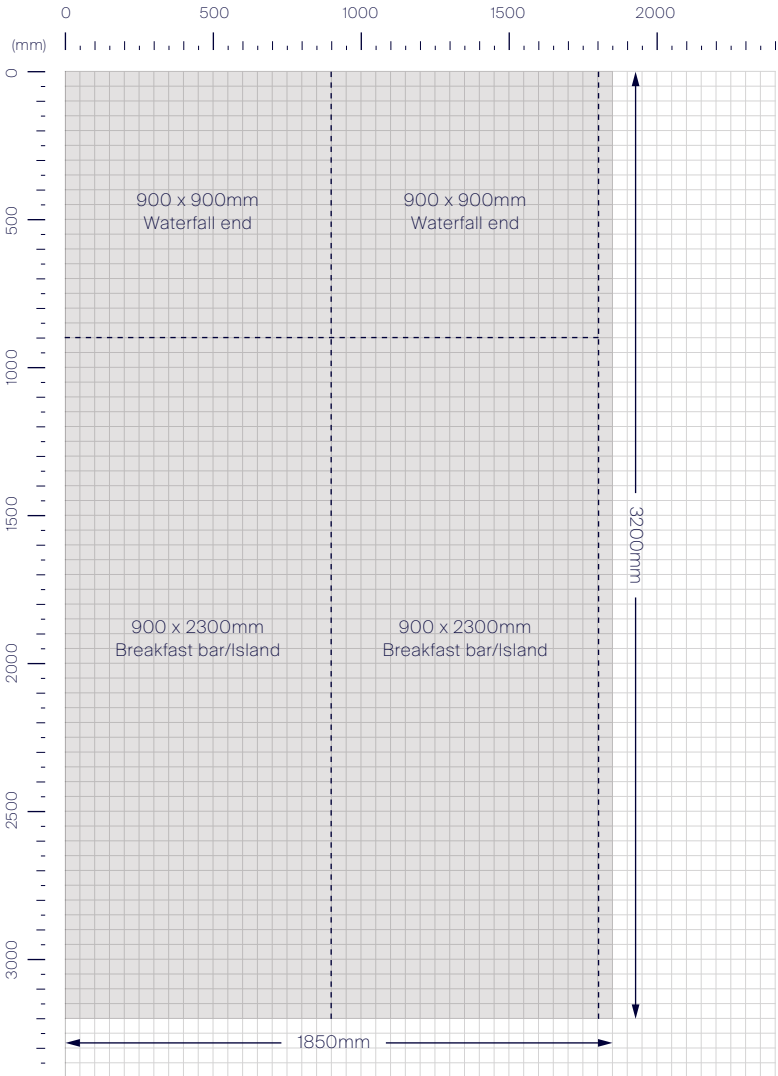
Making the most of Prime Stone XXL

Option One




With a wider 3200 x 1850mm slab there are far more cutting options that will deliver great value. Here are four examples that show you just how economical this bigger size can be for multi-residential units or group home developments.

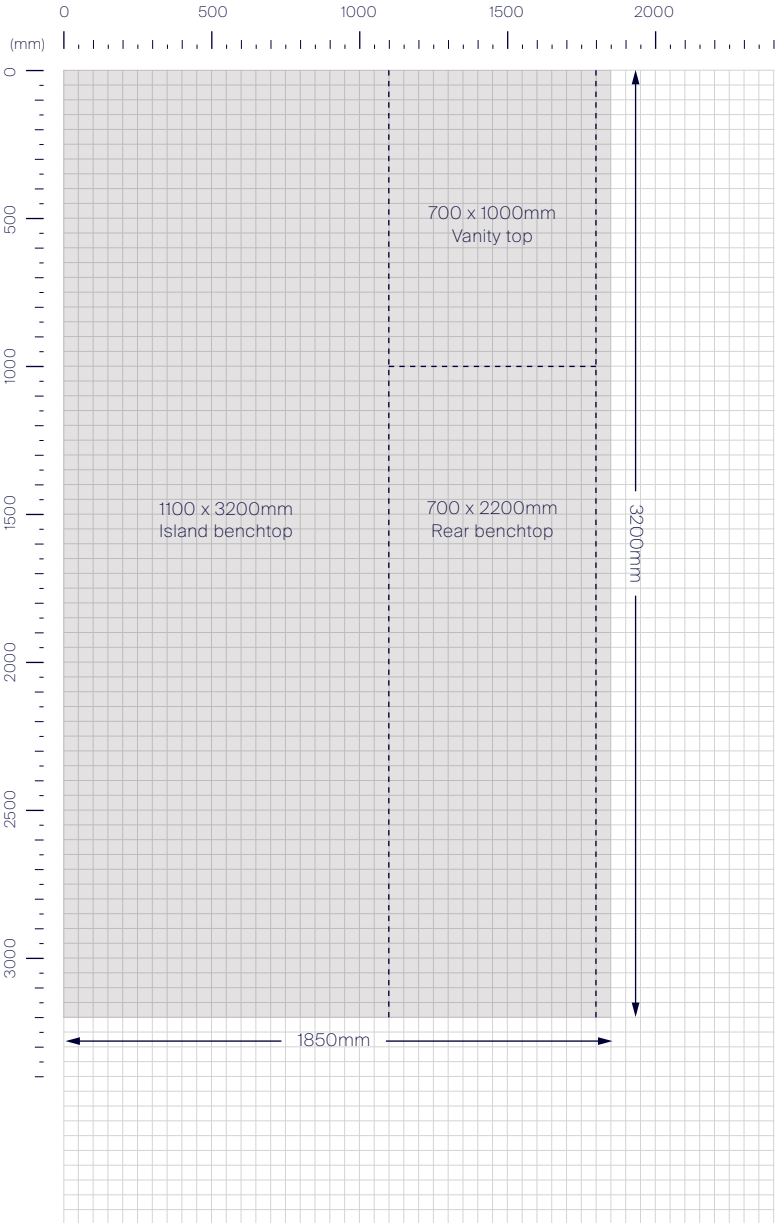
Option Two



Option Three



Option Four



Making the most of Prime Stone XXL

To ensure your Prime Stone benchtop retains its beauty please follow these guidelines.

1. General Cleaning – Simply wipe the surface with a damp cloth and mild detergent. To degrease, use a non-abrasive cleaner such as Ajax Stone Safe Spray and Wipe or Glitz then wipe with a clean damp cloth. It is good hygienic practice to wipe off spilt liquids and food immediately.
2. More stubborn marks and spills will require the use of a cream cleanser designed for use on stone benchtops. When using a cream cleanser take care to follow the instructions on the label, and use with a Scotch Brite All Purpose Cleaning Pad. Important Note: Do not rub excessively in one area as this may change the appearance of the benchtop. Rub in a wide, circular motion. Buff dry with a clean, dry towel to avoid leaving a streaky appearance.
3. Food, chewing gum, nail polish or paints stuck to the surface can be scraped off with a sharp blade. Any residual metal marks can be easily removed by following Step 2 above.
4. The use of non pH neutral chemicals is prohibited. Do not use or spill bleach, caustic soda, Draino, oven cleaners, paint strippers or petroleum-based products on your Prime Stone benchtop. Do NOT use Jif.





PrimePanels^{NZ}

For all enquiries:

Phone 0800 477 463

Email sales@primepanels.co.nz

Visit primepanels.co.nz